

The WeighMate System helps monitor fill weights and quickly identifies issues and opportunities. Reports can be customized to meet specific company needs.

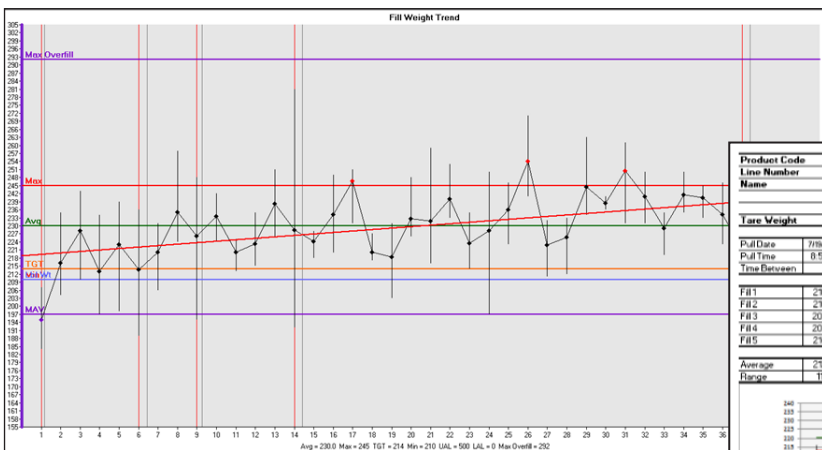


### Features

- Process information where you need it
- Process Control and Analysis using Red, Amber, and Green color coding
- Supervisor controls critical points
- Revolving graphical reports show developing trends in easy-to-understand graphics

System Requirements: Windows 10 64-bit PC,  
Microsoft Excel version 2010 or later

### Custom Reports That Fit Your Process

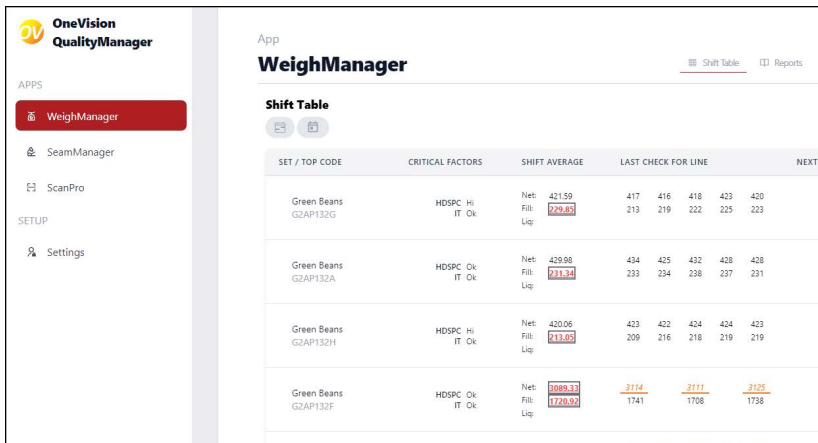


Product Code		UICL	317	Report Date: 12/3/2015
Line Number				
Name		Overall Average	220	
Tare Weight		Average Range	28	
Pull Date	1/1/15	1/2/15	1/3/15	1/4/15
Pull Time	8:54	9:19	9:33	9:50
Time Between	25	20	11	17
Fill Weight Max: 213		Target Fill Weight: 207		Fill Weight Min: 193
Fill 1	210	195	197	235
Fill 2	216	196	221	231
Fill 3	205	197	220	207
Fill 4	208	190	195	237
Fill 5	214	202	214	196
Average		Fill Weight UCL: 500		Fill Weight LCL: 0
Range				

WeighMate’s new QualityManager software puts in-depth analyses on managers’ desktops empowering them to make cost-effective can line decisions.

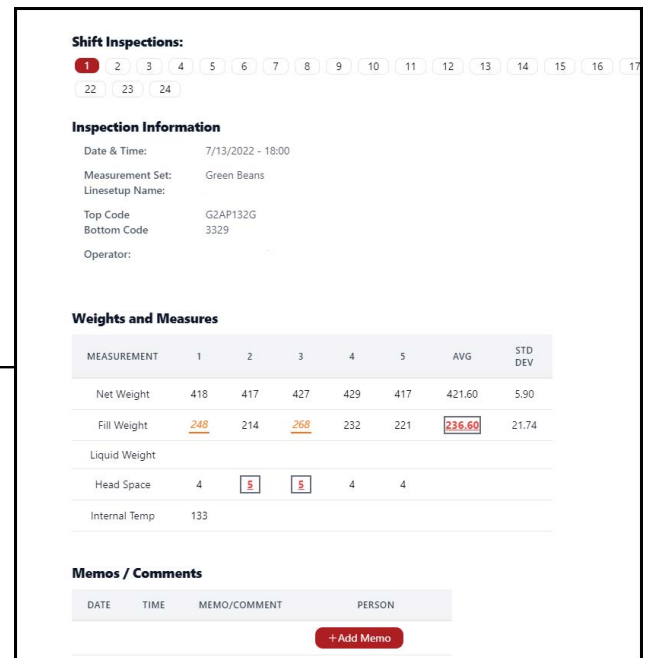
## WeighManager

Shift Summary Table



SET / TOP CODE	CRITICAL FACTORS	SHIFT AVERAGE	LAST CHECK FOR LINE					NEXT D
Green Beans G2AP132G	HDSPC Hi IT Ok	Net: 421.59 Fill: 229.83 Lig:	417	416	418	433	420	
Green Beans G2AP132A	HDSPC Ok IT Ok	Net: 429.98 Fill: 231.34 Lig:	434	425	432	438	438	
Green Beans G2AP132H	HDSPC Hi IT Ok	Net: 420.06 Fill: 213.03 Lig:	423	422	424	424	423	
Green Beans G2AP132F	HDSPC Ok IT Ok	Net: 3089.33 Fill: 1720.92 Lig:	3114	3111	3125	1741	1708	1738

Shift Inspection Detail



**Shift Inspections:** 1 2 3 4 5 6 7 8 9 10 11 12 13 14 15 16 17  
22 23 24

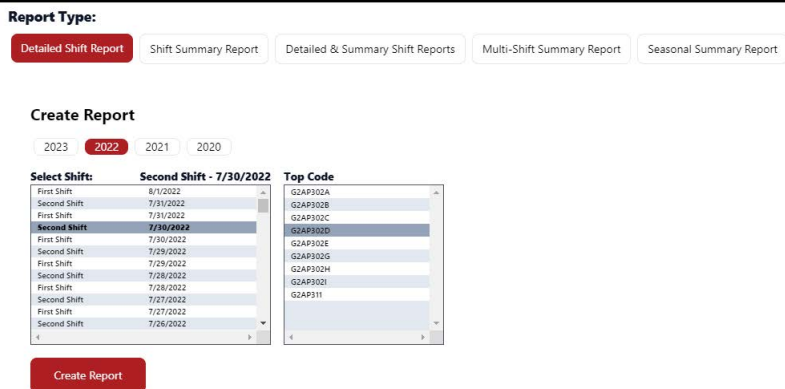
**Inspection Information**  
 Date & Time: 7/13/2022 - 18:00  
 Measurement Set: Green Beans  
 Linesetup Name:  
 Top Code: G2AP132G  
 Bottom Code: 3329  
 Operator:

**Weights and Measures**

MEASUREMENT	1	2	3	4	5	AVG	STD DEV
Net Weight	418	417	427	429	417	421.60	5.90
Fill Weight	248	214	268	232	221	236.60	21.74
Liquid Weight							
Head Space	4	5	5	4	4		
Internal Temp	133						

**Memos / Comments**

DATE	TIME	MEMO/COMMENT	PERSON
+ Add Memo			



**Report Type:** Detailed Shift Report | Shift Summary Report | Detailed & Summary Shift Reports | Multi-Shift Summary Report | Seasonal Summary Report

**Create Report**  
 2023 | 2022 | 2021 | 2020

**Select Shift:** Second Shift - 7/30/2022

- First Shift: 8/1/2022
- Second Shift: 7/31/2022
- First Shift: 7/31/2022
- Second Shift: 7/30/2022
- First Shift: 7/30/2022
- Second Shift: 7/29/2022
- First Shift: 7/29/2022
- Second Shift: 7/28/2022
- First Shift: 7/28/2022
- Second Shift: 7/27/2022
- First Shift: 7/27/2022
- Second Shift: 7/26/2022

**Top Code**

- G2AP302A
- G2AP302B
- G2AP302C
- G2AP302D
- G2AP302E
- G2AP302G
- G2AP302H
- G2AP302I
- G2AP311

Create Report

Custom Reporting

## Features

- Line inspection records and reporting on your desktop
- Inspection details include memos and triggered AutoAlert™ alarms
- View summary tables for each shift
- Helps exceed Food Safety Process requirements